














World Dwarf Games Track Records












Ages Open

Open - Men	Event	Classification	Name	Country	Time	Location	Year
	60m Run	Class 1	Devappa Morey	IND 	10.72	Belfast	2009
		Class 2	Cullen Adams	AUS 	9.08	Belfast	2009
		Class 3	Harald Berndt	GER 	9.50	Peterborough	1997
	100m Run	Class 1	Jahmani Swanson	USA 	15.98	Guelph	2017
		Class 2	Nathan Stewart	AUS 	14.93	Guelph	2017
		Class 3	Joshua Babb	USA 	13.51	Guelph	2017
	200m Run	Class 1	Furkan Altun	GER 	36.22	Guelph	2017
		Class 2	Nathan Stewart	AUS 	33.05	East Lansing	2013
		Class 3	Joshua Babb	USA 	28.07	Guelph	2017
**1500m Run	Class 1	Danh Trang	USA 	07:38.8	Guelph	2017	
	Class 2	Ben Foos	USA 	07:10.61	Guelph	2017	
	Class 3	Joshua Babb	USA 	5:26.95	Guelph	2017	
4 x 60m Relay	Great Britain			GBR	41.45	Rambouillet	2005
4 x 100m Relay	Jonathon Tripp, Cullen Adams, Nathan Stewart, Ryan Cowlshaw			AUS 	59.17	East Lansing	2013










**held for the first time in 2017



Ages Open








Open - Women	Event	Classification	Name	Country	Time	Location	Year
	60m Run	Class 1	Ulrike Foerster	GER 	14.30	Peterborough	1997
		Class 2	Myriam Leblanc	FRA 	11.95	Rambouillet	2005
		Class 3	Mila Mantykaski	FIN 	10.90	Peterborough	1997
	100m Run	Class 1	Jane Zukas	USA	20.09	Chicago	1993
		Class 2	Tanya Huebner	AUS 	18.71	East Lansing	2013
		Class 3	Mila Mantykaski	FIN 	17.70	Toronto	2001
	200m Run	Class 1	Brenna Whalen	USA	45.71	Guelph	2017
		Class 2	Tanya Huebner	AUS 	40.57	East Lansing	2013
		Class 3	Pippa Dale	GBR	40.50	Toronto	2001
**1500m Run	Class 1	-	-	-	-	-	
	Class 2	Evamaria Ehramm	GER 	09:21.69	Guelph	2017	
	Class 3	-	-	-	-	-	
4 x 60m Relay	France		FRA 	51.36	Rambouillet	2005	
4 x 100m Relay	Ashleigh Hutchins, Kobie Donovan, Charli Worgan, Tanya Huebner		AUS 	1:20.33	East Lansing	2013	

Ages 35+

Masters – Men	Event	Classification	Name	Country	Time	Location	Year
	100m Run	Class 1	Robert Ernie Lee	USA 	24.88	Guelph	2017
		Class 2	Devappa More	IND 	17.58	Guelph	2017
		Class 3	Robert Paton	AUS 	17.64	East Lansing	2013
	200m Run	Class 1	Robert Ernie Lee	USA 	1:01.88	Guelph	2017
		Class 2	John Young	CAN 	52.86	Guelph	2017
		Class 3	Chammanahali Rajanna	IND 	38.16	East Lansing	2013
	60m Run	None*	Bobby Porter	USA 	9.59	Toronto	2001
	100m Run	None	Devappa More	IND 	17.58	Guelph	2017
200m Run	None*	Chammanahali Rajanna	IND 	38.16	East Lansing	2013	





*Overall age-group records regardless of athlete classification (includes results prior to implementation of current IDAF classification system)

Ages 35+

Masters - Women	Event	Classification	Name	Country	Time	Location	Year	
	100m Run	Class 1	-	-	-	-	-	-
		Class 2	Teresa Corbin-Lauver	USA 	29.23	East Lansing	2013	
		Class 3	Beverly Charles	USA 	26.46	East Lansing	2013	
	200m Run	Class 1	-	-	-	-	-	-
		Class 2	Teresa Corbin-Lauver	USA 	1:11.65	East Lansing	2013	
		Class 3	Beverly Charles	USA 	1:13.50	East Lansing	2013	
	60m Run	None*	Pippa Dale	GBR 	11.54	Rambouillet	2005	
	100m Run	None*	Pippa Dale	GBR 	19.54	Rambouillet	2005	
200m Run	None*	Teresa Corbin-Lauver	USA 	1:11.65	East Lansing	2013		








*Overall age-group records regardless of athlete classification (includes results prior to implementation of current IDAF classification system)

Ages 13-15

Junior Boys	Event	Classification	Name	Country	Time	Location	Year
	60m Dash	Class 1	Jake Petruzzelli	USA 	13.02	Guelph	2017
		Class 2	Max Werner	GER 	10.64	East Lansing	2013
		Class 3	Jonathan Vaupel	GER 	9.66	East Lansing	2013
	100m Dash	Class 1	Jake Petruzzelli	USA 	21.74	Guelph	2017
		Class 2	Max Werner	GER 	17.74	East Lansing	2013
		Class 3	Jonathan Vaupel	GER 	15.84	East Lansing	2013
	40m Run	None*	Ben Bromley Coolidge	USA 	7.41	Rambouillet	2005
	60m Run	None*	Jonathan Vaupel	GER 	9.66	East Lansing	2001
100m Run	None*	Jonathan Vaupel	GER 	15.84	East Lansing	2013	




*Overall age-group records regardless of athlete classification (includes results prior to implementation of current IDAF classification system)

Ages 13-15










Junior Girls	Event	Classification	Name	Country	Time	Location	Year	
	60m Dash	Class 1	-	-	-	-	-	-
		Class 2		Olivia Tadlock	USA 	10.89	Guelph	2017
		Class 3		Lucy Cartwright	CAN 	11.2	Guelph	2017
	100m Dash	Class 1	-	-	-	-	-	-
		Class 2		Olivia Cartwright	USA 	17.79	Guelph	2017
		Class 3		Charlotte Bolton	CAN 	18.03	Guelph	2017
	40m Run	None*	Jasmine Burkitt	GBR 	9.18	Rambouillet	2005	
	60m Run	None*	Lucy Cartwright	CAN 	11.2	Guelph	2017	
100m Run	None*	Charlotte Bolton	CAN 	18.03	Guelph	2017		

***Overall age-group records regardless of athlete classification (includes results prior to implementation of current IDAF classification system)**

All Junior Ages








Mixed Relays	Event	Age	Names	Country	Time	Location	Year
	4x60m Shuttle	13-15	Canada Team A	CAN 	46.22	Guelph	2017
	4x40m Shuttle	10-12	Morgan Ray Daylen Harrison Michael Ray Declan McCann	USA 	35.28	East Lansing	2013
	4x20m shuttle	9 & younger	Megan Gioffreda Brahm Krebs Eric Dessauer Kaden Rasa	USA 	18.68	East Lansing	2013

Ages 10-12

Junior Boys	Event	Classification	Name	Country	Time	Location	Year	
	40m Dash	Class 1		Matthew Renyolds	GBR 	10.68	East Lansing	2013
		Class 2		Daylen Harrison	USA 	8.13	East Lansing	2013
		Class 3		Joshua Waring	GBR 	8.71	Guelph	2017
	60m Dash	Class 1		Matthew Renyolds	GBR 	15.92	East Lansing	2013
		Class 2		Daylen Harrison	USA 	11.86	East Lansing	2013
		Class 3		Patrick Jones	USA 	12.69	East Lansing	2013
	20m Run	None*	Liam Forrestal	GBR 	5.60	Peterborough	1997	
	40m Run	None*	Ben Bromley-Coolidge	USA 	7.75	Toronto	2001	
60m Run	None*	Ben Bromley-Coolidge	USA 	11.41	Toronto	2001		




***Overall age-group records regardless of athlete classification (includes results prior to implementation of current IDAF classification system)**

Ages 10-12

Junior Girls	Event	Classification	Name	Country	Time	Location	Year	
	40m Dash	Class 1	-	-	-	-	-	-
		Class 2	Megan Giofreda	USA 	9.15	Guelph	2017	
		Class 3	Charlotte Bolton	CAN 	8.25	East Lansing	2013	
	60m Dash	Class 1	-	-	-	-	-	
		Class 2	Jayci Simon	USA 	12.82	Guelph	2017	
		Class 3	Charlotte Bolton	CAN 	12.04	East Lansing	2013	
	20m Run	None*	Stacy Robinson	GBR 	5.50	Peterborough	1997	
	40m Run	None*	Tina Nielson	USA 	7.69	Toronto	2001	
60m Run	None*	Tina Nielson	USA 	11.79	Toronto	2001		









*Overall age-group records regardless of athlete classification (includes results prior to implementation of current IDAF classification system)

Ages 7-9








Junior Boys	Event	Classification	Name	Country	Time	Location	Year	
	20m Dash	Class 1	-	-	-	-	-	-
		Class 2	Chase Wilson	USA 	5.39	East Lansing	2013	
		Class 3	Carsen Cooper	USA 	6.81	Guelph	2017	
	40m Dash	Class 1	-	-	-	-	-	
		Class 2	Brent Wood	USA 	9.66	East Lansing	2013	
		Class 3	Carsen Cooper	USA 	9.55	Guelph	2017	
	10m Run	None*	Thomas Mills	GBR 	3.90	Peterborough	1997	
	20m Run	None*	Alex Loyless	USA 	4.72	Chicago	1993	
-Tie- Patrick Parten			USA	Toronto		2001		
40m Run	None*	Alex Loyless	USA 	9.25	Chicago	1993		

*Overall age-group records regardless of athlete classification (includes results prior to implementation of current IDAF classification system)

Ages 7-9




Junior Girls	Event	Classification	Name	Country	Time	Location	Year
	20m Dash	Class 1	Sophia Putz-Madill	CAN 	5.28	Guelph	2017
		Class 2	Skye Davidson	GBR 	5.45	Guelph	2017
		Class 3	Aurora Elpers	USA 	5.23	East Lansing	2013
	40m Dash	Class 1	Sophia Putz-Madill	CAN 	12.76	Guelph	2017
		Class 2	Colleen Coletta	CAN 	9.79	East Lansing	2013
		Class 3	Aurora Elpers	USA 	9.44	East Lansing	2013
	10m Run	None*	Caitlyn Hall	GBR 	3.38	Rambouillet	2005
	20m Run	None*	Rosie Scott	GBR 	4.65	Toronto	2001

Ages Futures (6 & Younger)

Junior Boys	Event	Classification	Name	Country	Time	Location	Year	
	15m Dash	Class 1	-	-	-	-	-	-
		Class 2	Joseph Tarnacki	USA 	5.28	East Lansing	2013	
		Class 3	Carsen Cooper	USA 	5.86	East Lansing	2013	
	20m Dash	Class 1	-	-	-	-	-	
		Class 2	Joseph Tarnacki	USA 	6.80	East Lansing	2013	
		Class 3	Carsen Cooper	USA 	7.64	-	-	
	10m Run	None*	Matthew Jones	GBR 	5.00	Peterborough	1997	
	15m Run	None*	Joel Wardle	USA 	4.96	Toronto	2001	
20m Run	None*	Joseph Tarnacki	USA 	6.80	East Lansing	2013		

*Overall age-group records regardless of athlete classification (includes results prior to implementation of current IDAF classification system)

Ages Futures (6 & Younger)

Junior Girls	Event	Classification	Name	Country	Time	Location	Year
	15m Dash	Class 1	-	-	-	-	-
		Class 2	Felicity Krebs	USA 	5.69	East Lansing	2013
		Class 3	-	-	-	-	-
	20m Dash	Class 1	-	-	-	-	-
		Class 2	-	-	-	-	-
		Class 3	-	-	-	-	-
	10m Run	None*	Sarah Den Uil	GBR 	4.40	Peterborough	1997
	15m Run	None*	Eleanor Simmonds	GBR 	4.60	Toronto	2001
20m Run	None*	-	-	-	-	-	

*Overall age-group records regardless of athlete classification (includes results prior to implementation of current IDAF classification system)